

Population Growth



Source: 2023 ESRI BUSINESS ANALYST

City Populations

Alabaster	34,513	Helena	22,059	Vincent	2,004
Calera	17,023	Hoover	92,960	Westover	1,818
Chelsea	15,781	Indian Springs Village	2,536	Wilsonville	1,860
Columbiana	4,667	Montevallo	7,653	Wilton	684
Harpersville	1,690	Pelham	24,945		



228,618
Population



\$82,579
Median HH
Income



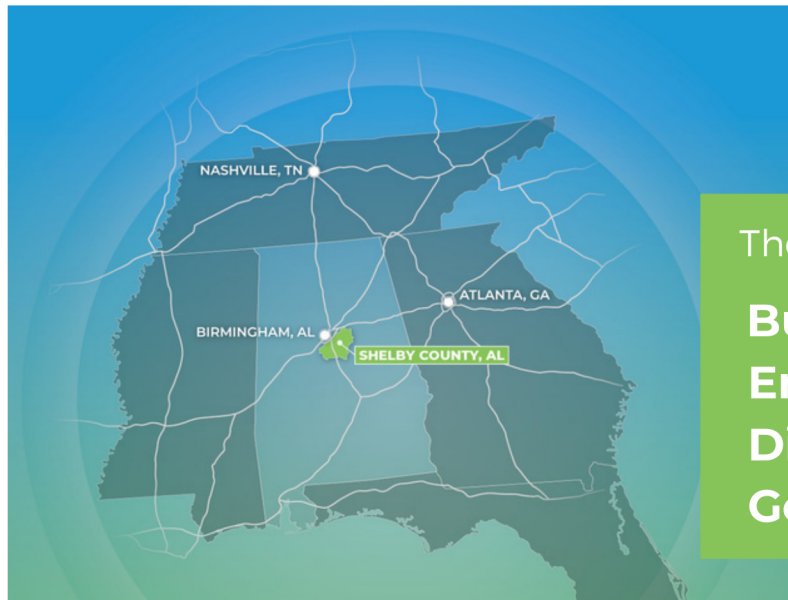
207,492
Daytime
Population



49%
Bachelor Degree
or Higher




11,280
New Homes to be
Constructed by 2027



The Natural Choice for
Business
Entrepreneurs
Discovery
Getting Outdoors

SHELBY COUNTY | ALABAMA 2024 RETAIL OVERVIEW

Centrally located along the I-65 & US HWY 280 corridors, Shelby County is the largest suburban area in the Birmingham-Hoover MSA.



Suburban, family living
In Alabaster, Chelsea, Pelham with public schools, shopping districts, and recreation




Walkable downtown communities
with suburban offerings in Calera, Columbiana, Helena, and Montevallo, and unincorporated Dunning Valley



Metro Birmingham executive and golf course living
In Hoover, Birmingham, Pelham or unincorporated areas of Shelby County



Lake life
in Harpersville, Wilsonville, and near Columbiana and along the Coosa River and Lay Lake



Rural, small town and farm living
in Indian Springs Village, Shelby, Sterrett, Vandiver, Vincent, Wilton



Diverse & Affordable Apartment + Condo Communities
Along Highway 280 and I-65 offering young professionals long and short-term options.

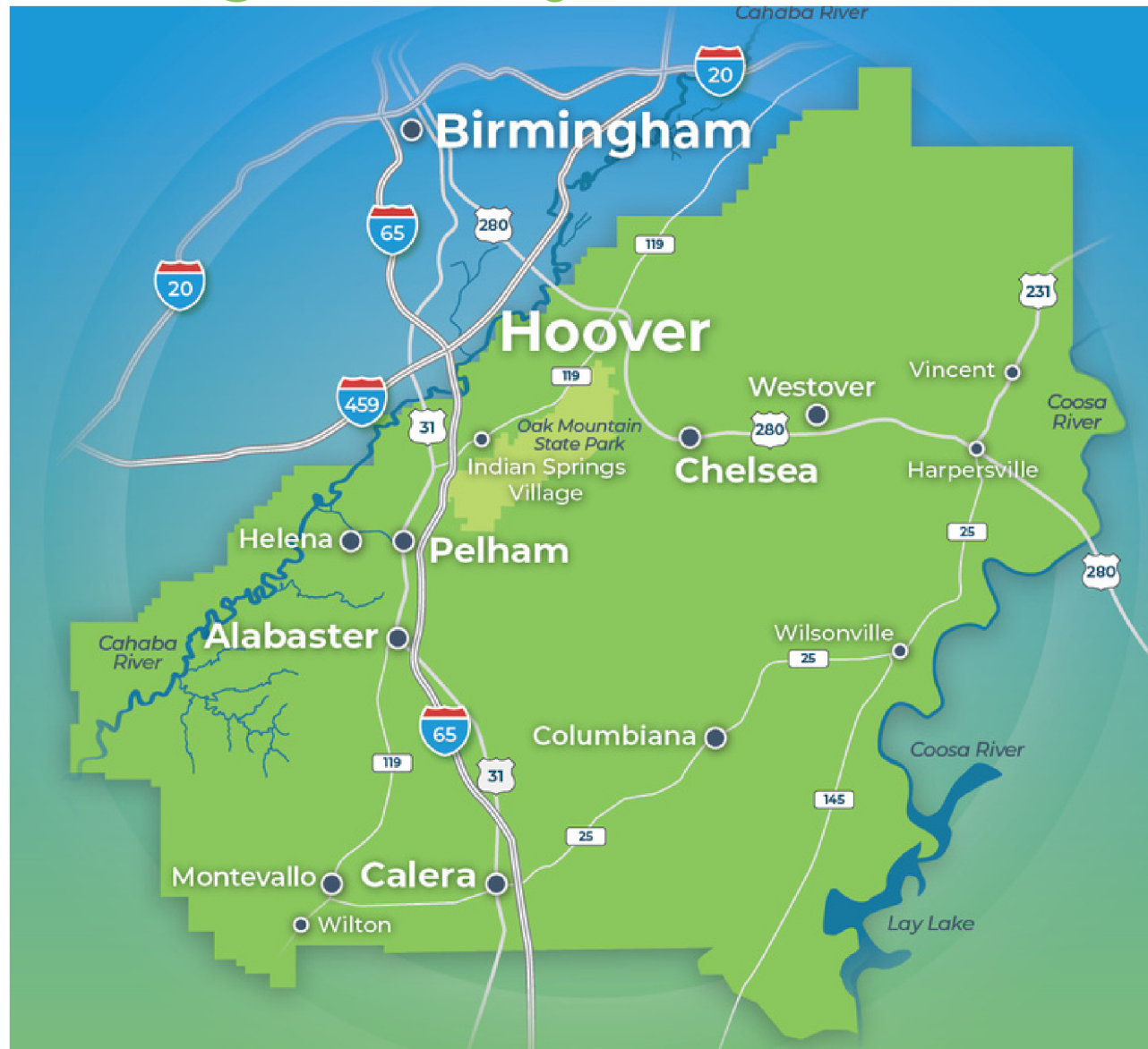
Economic Drivers

Consistently recognized as one of the fastest-growing counties in Alabama, Shelby County communities offer attractive demographics, high-quality education, full range of healthcare, large workforce and excellent life quality resulting in great retail potential and demand. Shelby County is home to corporate headquarters & operations (Regions Bank, Altec, McLeod Software, EBSCO Industries), the University of Montevallo, Jefferson State Community College, Shelby Baptist Hospital, and Oak Mountain State Park - Alabama's largest and most visited park. These community assets combined with a central location, diverse industry base, highly ranked K12 schools, wineries, breweries and an affordable cost of living have created a thriving economy full of potential for shopping, restaurants, and entertainment.

Housing Growth by 2029 **+10,000** New in 5 Years

Shelby County, Alabama

Home Starts by Community + Neighborhood



- Alabaster - 2,813**
- Calera - 1,853**
- Chelsea - 484**
- Columbiana - 450**
- Harpersville - 100**
- Helena - 985**
- Hoover - 850**
- Montevallo - 370**
- Pelham - 1,464**
- Unincorporated Shelby - 1,307**
- Westover - 567**
- Wilsonville - 37**

Contact our economic development team for assistance with:

- **Market Information + neighborhood-level housing data**
- **Site Selection among Shelby County's centers + corridors**
- **Introduction to CRE Agent or Property Owner**
- **Liaison to City for Development Services**

Visit our website to view available properties, community profiles, + key data
www.58inc.org

Source: City & County Development Services Departments, collected by 58 INC



Shelby County
The Natural Choice